

DESCRIPTION

APPLICATION

The Foam-Water Sprinklers are used in the deluge foam system to protect the risk where foam is required to be applied from overhead sprinklers and is to be followed with plain water in a standard sprinkler pattern. Foam-Water Sprinklers protect the loading and unloading area in the event of a spill fire with low expansion foam systems. These are useful in other wide applications i.e. Air Craft Hangers, Warehousing.

SPECIFICATION

Foam-Water Sprinklers are open and air aspirating type. The pattern of coverage is similar to the conventional sprinkler head. The Foam-Water Sprinkler has standard orifice with K-factor of 42. Foam-Water Sprinklers are designed to operate at a minimum of 2 bar pressure and maximum of 4.2 bar. The Foam-Water Sprinkler with K-42 will deliver about 61 LPM at 2 bar pressure. The standard coverage per Foam-Water Sprinkler is 9.3sq.m. (100 sq.ft.)

SYSTEM DESIGN

The following are a few guidelines for minimum requirement of foam system design.

- Foam solution discharge rate : Area of hazard X application rate.
- Minimum foam solution application rate required as per NFPA is 6.5LPM/sq.m. for the floor area of hazard to be protected.

TECHNICAL DATA

MODEL	F1 - Stainless Steel H - Bronze
MOUNTING	Pendent
MAXIMUM WORKING PRESSURE	12 Bar (175)
OPERATING PRESSURE	2.1 Bar (30 PSI) minimum 4.2 Bar (60 PSI) maximum
END CONNECTION	1/2" BSPT (1/2" NPT Optional)
K-FACTOR	K-42 Standard Other K-Factor can be provided as optional without UL Listing
FINISH	Natural finish
WEIGHT	0.465 Kg. (Approximate)
ORDERING INFORMATION	Please specify: Model, End connection

DESCRIPTION

The Foam-Water Sprinkler must be handled with due care. For best results, the storage as well as any further shipment be made in original packing only.

Foam-Water Sprinkler which is visibly damaged should not be installed.

Use Teflon tape of soft thread sealant on male thread of the sprinkler. The sprinkler must be tightened in to fitting. Excessive tightening torque may result into serious damage to sprinkler arms and the deflector which may affect spray pattern of the nozzle and it's performance.



It is recommended that water foam spray system be inspected regularly by authorized technical personal. The nozzle must be checked for atmospheric effects, external and internal obstruction, blockage if any. The nozzles should be cleaned or replaced if required. The system must be operated with optimum water flow at least twice in a year or as per the provisions of NFPA or as per authority having jurisdiction.

The owner is responsible for the testing, inspection and maintenance of the Foam-Water Sprinkler and system.

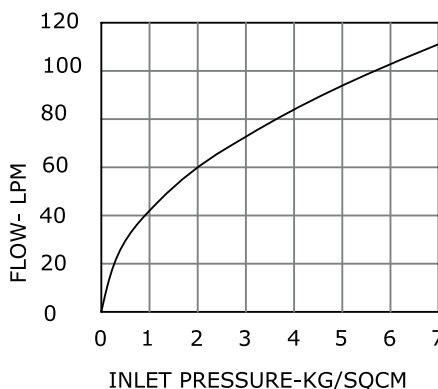
Making on Foam-Water Sprinkler

- K-Factor
- SIN Number - 331
- Model
- Year of manufacturing
- FG trademark
- File number
- Pendent

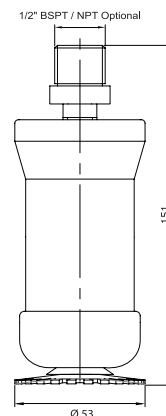
Note:

Foam-Water device and Foam concentrate are listed together

PRESSURE VS FLOW PERFORMANCE CHARACTERISTIC

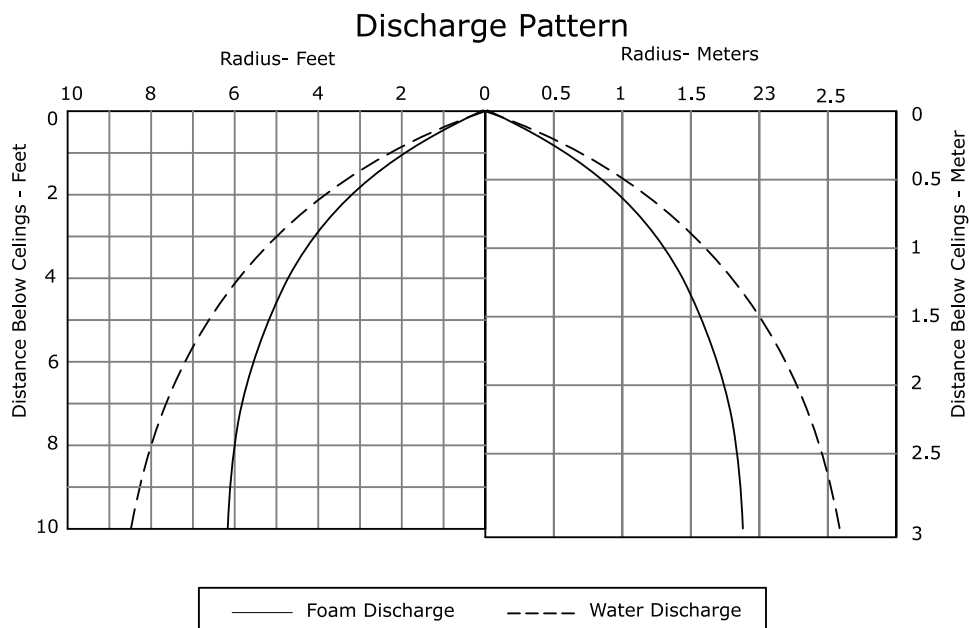


DIMENSION





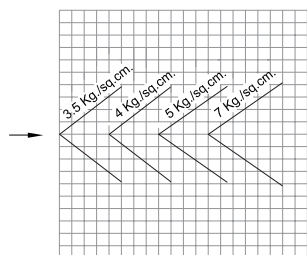
DISCHARGE CHARATER



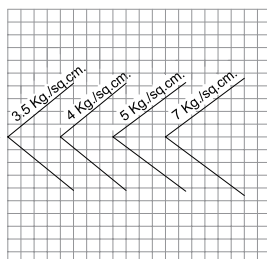
K22 X 75°

K18 X 80°

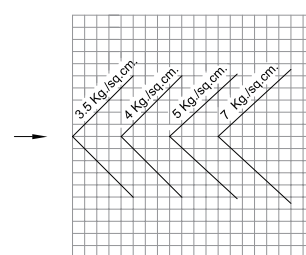
K32 X 90°



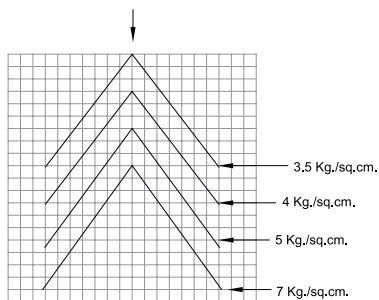
SPRAY HORIZONTAL



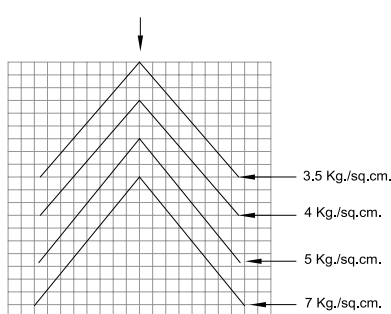
SPRAY HORIZONTAL



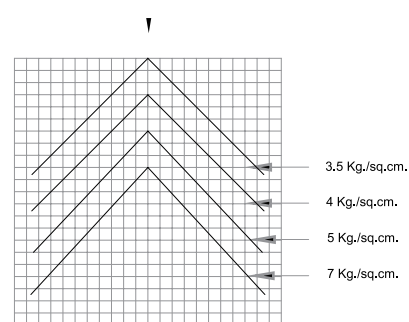
SPRAY HORIZONTAL



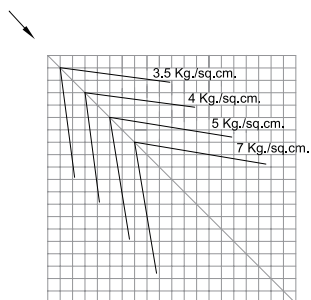
SPRAY VERTICALLY
DOWNWARD



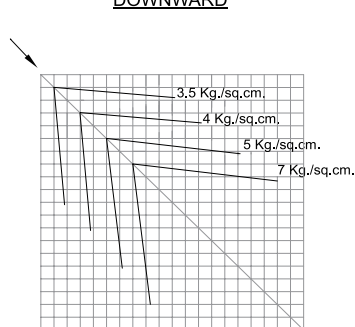
SPRAY VERTICALLY
DOWNWARD



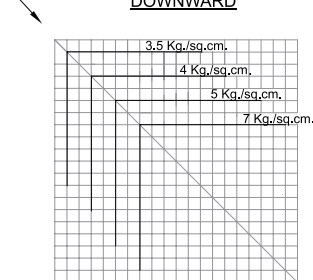
SPRAY VERTICALLY
DOWNWARD



SPRAY AT 45°
DOWNWARD



SPRAY AT 45°
DOWNWARD

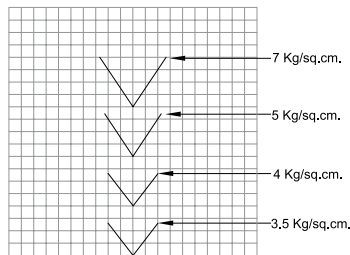


SPRAY AT 45°
DOWNWARD

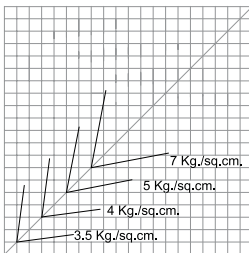
Note: One square is 200 X 200 mm



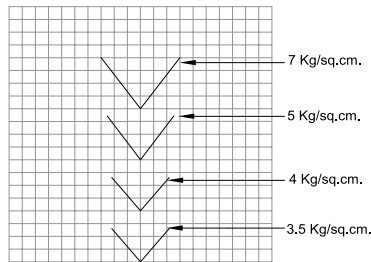
DOWNWARD



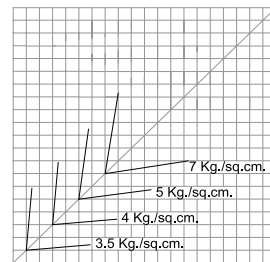
SPRAY VERTICALLY
UPWARD



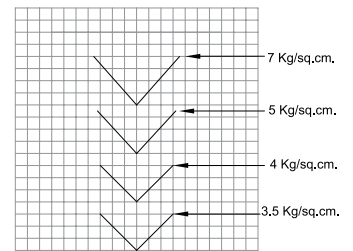
SPRAY AT 45°
UPWARD



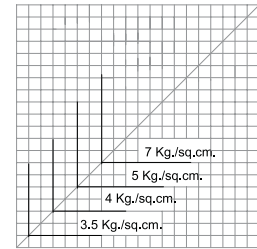
SPRAY VERTICALLY
UPWARD



SPRAY AT 45°
UPWARD



SPRAY VERTICALLY
UPWARD

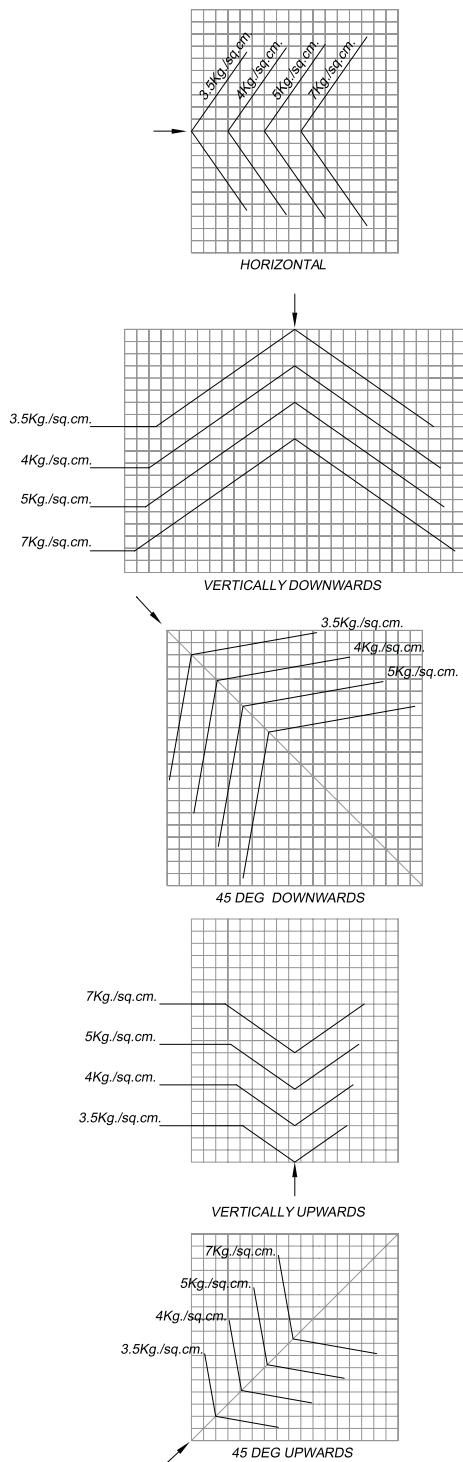


SPRAY AT 45°
UPWARD

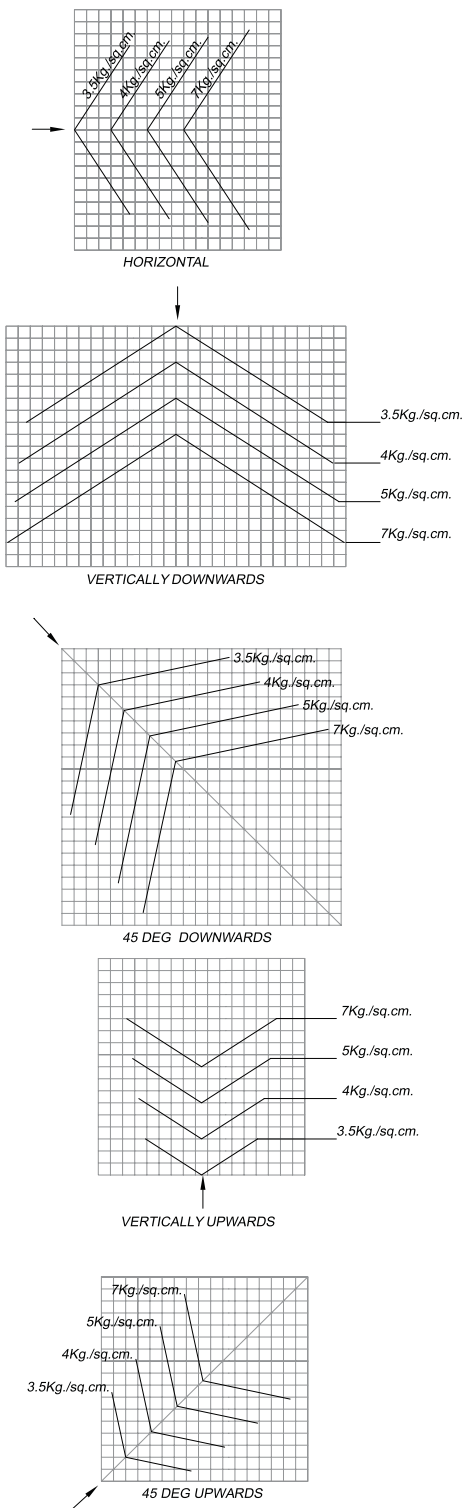
Note: One square is 200 X 200 mm



K42 X 115°



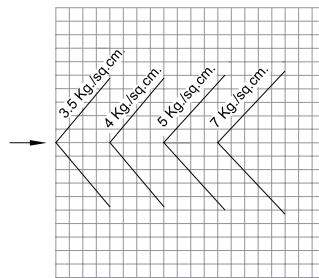
K23 X 120°



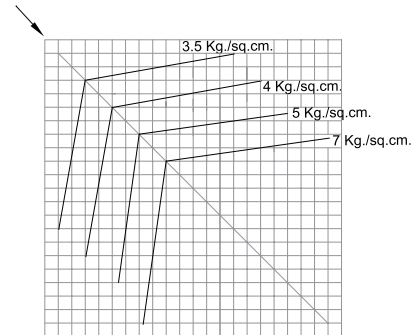
Note: One square is 200 X 200 mm



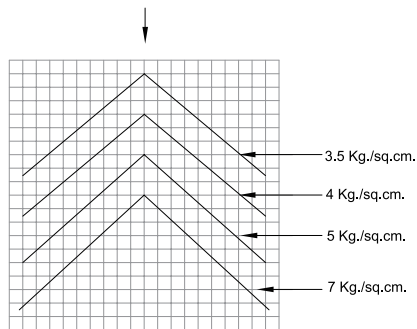
K26 X 100°



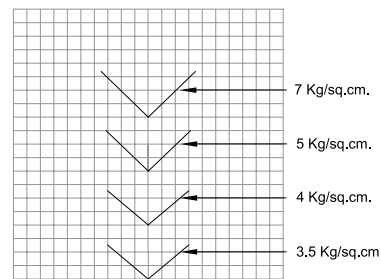
SPRAY HORIZONTALLY



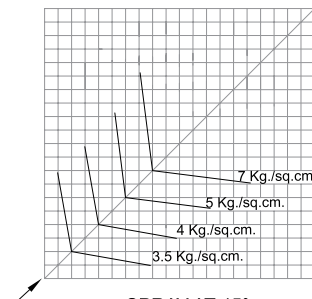
SPRAY AT 45°
DOWN WARD



SPRAY VERTICALLY
DOWN WARD



SPRAY VERTICALLY
UP WARD



SPRAY AT 45°
UP WARD

Note: One square is 200 X 200 mm